

## Schools Forum Meeting Agenda

Thursday, 23rd January 2020 at 9.00 am  
To be held in 4th Floor South, Tor Hill House

### Membership

Stewart Biddles ( <i>Chair &amp; Primary Academy Head</i> )	Lisa Finn ( <i>Vice-Chair &amp; Secondary Academy Rep</i> )
Ken Kies ( <i>Primary Academy Head</i> )	Tim Stephens ( <i>Primary Academy Governor</i> )
Maurice Codd ( <i>Primary Maintained Governor</i> )	Jim Piper ( <i>Primary Academy Deputy Head</i> )
Adam Morris ( <i>Primary Maintained Head</i> )	Daneian Rees ( <i>Secondary Academy Rep</i> )
Lindsey Kings ( <i>Secondary Academy Deputy Head</i> )	Clive Star ( <i>Secondary Academy Governor</i> )
Sally Timmins ( <i>Secondary Academy Governor</i> )	Mike Lock ( <i>Special Schools Head</i> )
Jayne Jones ( <i>Early Years</i> )	Steven Hulme ( <i>PRU Head</i> )
Dan Hallam ( <i>Post 16</i> )	

- 1. Apologies/Changes to Membership**
- 2. Minutes of the last meeting** (Pages 3 - 8)
- 3. Future Meeting Dates**  
Proposed dates:
  - Thursday 12<sup>th</sup> March 2020
  - Thursday 11<sup>th</sup> June 2020
  - Thursday 8<sup>th</sup> October 2020
  - Thursday 19<sup>th</sup> November 2020
  - Thursday 14<sup>th</sup> January 2021
- 4. Financial Report** (Pages 9 - 13)  
DSG allocation 19/20
- 5. EFSA / School Minister Visit**  
Verbal update
- 6. Exclusions report and verbal progress on managing exclusions** (Pages 14 - 23)
- 7. Items for next meeting**

For information relating to this meeting or to request a copy in another format or language please contact:

**Mike Freeman, Schools Forum Clerk**

**01803 208261**

**Michael.freeman@torbay.gov.uk**



## Minutes of the Schools Forum

28th November 2019

-: Present :-

**Stewart Biddles (Chairman)**, Primary Academy Head; **Lisa Finn (Vice-Chair)** Secondary Academy Rep; **Maurice Codd**, Primary Maintained Governor; **Adam Morris**, Primary Maintained Head; **Ken Kies**, Primary Academy Head; **Tim Stephens**, Primary Academy Governor; **Lindsey Kings**, Secondary Academy Deputy Head; **Daneian Rees**, Secondary Academy Rep; **Sally Timmins**, Secondary Academy Rep; **Jim Piper**, Primary Academy Deputy Head; **Dan Hallam**, Post 16; **Mike Lock**, Special Schools Head; and **Jayne Jones**, Early Years Rep

Also in attendance: **Rachael Williams**, Assistant Director for Education, Learning and Skills; **Martin Phillips**, Head of Finance; **Rob Parr**, Principal Accountant; **Dan Hamer**, Head of Vulnerable Pupils; **Dorothy Hadleigh**, Head of SEN; **Hannah Spencer**, Senior SEN Officer; **Michael Freeman**, Clerk

---

### 1. Apologies/Changes to Membership

Apologies were received from Clive Star. The Forum welcomed Hannah Spencer, Senior SEN Officer, to her first meeting.

### 2. Minutes of the last meeting

Members read through the minutes from the meeting held 31<sup>st</sup> October, and agreed them as a true record. It was noted that the action of Item 4 of the minutes has not been actioned, as Plymouth colleagues are currently in a Joint Targeted Area Inspection and are unavailable for comment.

### 3. Matters arising

None

### 4. Standing Items

### 5. Financial Report

Rachael Williams, Assistant Director of Education, Learning and Skills, presented an updated financial report to members. The current Outturn position has increased

by £93k since October's meeting. Pressures in the system remain as before, in particular the Higher Needs block. Rachael informed members that figures for the EY block will be available once the census returns have been compiled in January. There has been no significant change to the Element Three top up funding, although it was noted that there is an improvement to the previous position of £7k. Rachael thanked the SEN team and the newly appointed EHCP monitoring officers for their hard work on this.

Recovery of funding from schools for excluded pupils, Medical Tuition Service and Elective Home Educated has been less than anticipated, however members were asked to note that this can be explained by less children coming out of the system, meaning the recharging mechanisms that the LA enacts have been reduced.

Members queried whether the current outturn position includes the provision of last year's virement. The report does include the £1.048m agreed.

Members note the findings of the report.

Rachael has written to the EFSA/DfE to request a meeting in order to support the DSG deficit recovery plan. It was felt that members of Schools Forum should be included in this meeting, and representatives were sought from each of the sectors (i.e. 1 Primary, 1 Secondary, 1 Early Years and 1 Special School representative). The following members volunteered to attend the meeting:

Tim Stephens / Adam Morris (Primary)  
Sally Timmins (Secondary)  
Jayne Jones (Early Years)  
Mike Lock (Special Schools)

Provisional dates for this meeting are 22<sup>nd</sup>-24<sup>th</sup> January, Rachael will confirm this with the EFSA/DfE and update colleagues. Members requested that feedback from this meeting be shared at the next Forum on 25<sup>th</sup> January.

**Action – Rachael to provide feedback from meeting with EFSA/DfE in January.**

## **6. Funding Allocations for 2020/21**

Rob Parr, Principal Accountant, shared with members the updated funding models for 2020/21 allocations, as requested at Octobers Schools Forum. Officers have used principles agreed by Schools Forum to model 4 options, with the aim of getting to the minimum pupil guarantees.

Members asked what the minimum per pupil amounts are, Rob explained that these figures are formula driven and are included in the individual tables modelled for each option.

As Forum have previously decided to agree to a virement of funds (from the Schools block to the Higher Needs block) the first model presented, based on no

virement of funds, was not an option, therefore a decision on the three remaining options was then required. Votes were as follows:

*Option 1, assuming a minimum funding guarantee of 1.84% per pupil and a minimum per pupil amount of £3,750 for Primary and £5,000 for Secondary. AWPU remains at NFF values, all other units values have a 2.70% reduction from NFF levels:*

*2 votes*

*Option 2, assuming a minimum funding guarantee of 1.84% per pupil and a minimum per pupil amount of £3,750 for Primary and £5,000 for Secondary. All unit values have a 0.75% reduction from NFF values, apart from the lump sum which has a 0.20% reduction:*

*6 votes*

*Option 3, assuming a minimum funding guarantee of 1.84% per pupil and a minimum per pupil amount of £3,750 for Primary and £5,000 for Secondary. AWPU remains at NFF values, as does lump sum, all other unit values have had a 3.10% reduction from NFF levels:*

*0 votes*

*There were 4 abstentions.*

### **Option 2 was approved by Forum.**

Special Schools models were then shown to members, with Rob explaining that any increase to special schools budgets has to go through Pupil top up. 6 options were presented, with increments ranging from 2% up to 9.39%.

Mike Lock met with Special School heads on prior to this meeting, and circulated to Forum members a benchmarking report from EFSA, comparing Special Schools in Torbay with other schools of a similar type and highlighting the lack of funding when compared to neighbouring authorities. It was agreed by all that Special Schools do require more funding, and that bringing funding more in line with that received by mainstream schools is fair for everyone.

Members asked whether the LA has a view on these, it was explained whilst it is recognised that Special Schools incur the same costs as Primary and Secondary and do require an upshift in funding to meet these, It has been indicated by the EFSA that the £1.5m Higher Needs block be used against our deficit position. Preference would be for an increase of 4% (Option B), as this is in line the virement already agreed. Votes were as follows:

*Option A, 2% increase from 19/20, 13.31% of £1.5m growth: 1 Vote*

*Option B, 4% increase from 19/20, 26.63% of £1.5m growth: 7 votes*

*Option C, 5% increase from 19/20, 33.28% of £1.5m growth: 4 votes.*

*There were no abstentions.*

**Option B was approved by Forum.**

Debate then moved on to the Early Years Budget Allocation. It is expected that we will receive an additional £129k of funding into the Early Years Block. A full consultation will be undertaken with all providers within the Early Years sector on this. Before this begins, Members were asked to consider whether to continue to subsidise the ALFEY (Activity Led Funding in Early Years) budget from the Higher Needs block. In 2019/20 this equated to £100k. A vote was held as follows:

*Does Schools Forum support the withdrawal of supplementing ALFEY funding from the Higher Needs block?*

For: 0

Against: 12

Abstain: 0

**Unanimous in favour of continuing to supplement Early Years funding.**

Members recognised that early identification of these children through ALFEY mechanisms is essential, and that identifying children earlier in the system saves money in the long term. The LA will now begin a formal consultation with the Early Years sector on the budget allocation.

**7. De-Delegation and Centrally Retained Items**

Rachael explained to members that each year a decision needs to be taken on money that is de-delegated back to the local authority to conduct activities for our maintained schools. Two votes are required, firstly for maintained schools only, with the second vote open to all members.

De-delegations are the same as last year, for Free Schools Meals, Insurance, ELA children, Travellers Education and Rates. At the request of Schools Forum last year, Rachael explained that the Education functions are now available to schools to purchase individually, rather than having to de-delegate these back to the Local Authority.

Members asked what the Insurance element of the tables actually mean, Clarification is being sought from Insurance colleagues and members will be emailed an explanation once we have a response.

Votes were as follows:

*For Maintained schools to de-delegate services for 2020/21 to the LA:*

Primary: 2

Secondary: 1

Maintained members voted unanimously in favour of de-delegation.

The second part of the item was a vote on de-delegating centrally retained services for 19/20, and was open to all schools. Votes were taken separately on each of the Centrally Retained Services:

*Item 1, Planned Pupil Growth, including the provision of a new Primary School in Paignton from September 2020:*

For: 11

Against: 0

Abstain: 0

Unanimous

*Item 2, Schools Admission Services, including the provision of one new admissions officer:*

For: 11

Against: 0

Abstain: 0

Unanimous

*Item 3, Servicing the Schools Forum:*

For: 11

Against: 0

Abstain: 0

Unanimous

*Item 4, Central Early Years Block provision, (5% retained):*

For: 11

Against: 0

Abstain: 0

Unanimous.

## **8. Value for money - Post 16 report**

Dorothy Hadleigh, Head of SEN, presented an update on the work of the SEN team in providing value for money with Post 16 providers.

It was noted that providers are now being subject to greater scrutiny, with greater evidence of the outcomes of young people now being provided. Issues around attendance are now being monitored more closely, with the SEN team able to cease funding if young people are not attending. New contracts with providers now include a list of all the expectations required of them to ensure these are being met.

Members were in agreement that this has been a really useful exercise, having bought a level of challenge that providers have not had before. It was noted that it is Dorothy's intention to extend these principles into mainstream provisions moving forward, with pathway plans beginning next year.

The Forum thanked Dorothy for the ongoing work of her and her team, and request that an update on this project in 2020.

**Action – Dorothy to present an update to Schools Forum in 6 months' time.**

**9. Items for next meeting**

- Update from meeting with EFSA.
- Meeting dates from the year 2020/21

**10. Future meeting dates**

- Thursday 23<sup>rd</sup> January 2020, 09:00, 4<sup>th</sup> Floor South, Tor Hill House
- Thursday 12<sup>th</sup> March 2020, 09:00, Mezzanine Room 4, Tor Hill House

## School Forum 23<sup>rd</sup> January 2020 Financial Report

The following report contains a detailed breakdown of the financial position of the Local Area for 2019/2020. The report enables members to note the current outturn position and the significant factors contributing towards the spend. The report covers the following items:

- Forecast Outturn position 2019/2020
- Contextual information regarding Early Years Block
- Contextual information regarding Higher Needs Block
- DSG allocation for 2020/2021
- Position and recommendations

### Forecast Outturn Position 2019/20

Dedicated Schools Grant (DSG) funded activities are currently forecast to **overspend by £970k**.

The following table details the main areas of both over and under spend. Many of these budgets are demand led and will be monitored during 19/20 and revisions reported accordingly.

Budget Heading	Budget	Actuals to date	Projected Outturn	Over / (Under) Spend
Early Years 2, 3 & 4 yr old payments – PVI's	£4.653m	£3.309m	£4.653m	£0k
Early Years – ALFEY	£250k	£170k	£270k	£20k
Early Years – Pupil Premium & Disability Access Fund	£130k	£62k	£105k	(£25k)
Early Years – 5% retained element	£372k	£245k	£372k	£0k
Joint Funded Placements	£500k	£493k	£630k	£130k
Recovery of funding from schools for Excluded Pupils, Medical Tuition Service and Elective Home Education	(£704k)	(£80k)	(£470k)	£234k
Independent Special School Fees	£2.620m	£1.971m	£2.490m	(£130k)
Other packages for EHCP pupils and SEND personal budgets	£718k	£747k	£1.043m	£325k
Payments to / recoupment from other authorities for Special School places	(£129k)	(£4k)	(£260k)	(£131k)
Medical Tuition Service / Virtual School / Hospital Tuition / Vulnerable Students Team	£1.267m	£915k	£1.259m	(£8k)
School contingencies (Rates, planned pupil growth, NQT induction etc)	£532k	£349k	£350k	(£182k)
EHCP in-year adjustments (see separate paper for details)	£500k	£302k	£328k	(£172k)
Special Schools / High Needs in-year adjustments (see separate paper for details)	£484k	£704k	£784k	£300k
School Intervention / Commissioning (includes School Improvement Grant)	£177k	£32k	£76k	(£101k)
Business Support	£163k	£127k	£146k	(£17k)



Other – including Admissions, EAL, Advisory Teachers				(£23k)
Required contribution from reserves in 19/20 to set a balanced budget	(£750k)	£0	£0	£750k

It should be noted that the activities and actions that have been taken across the Local Area are beginning to have an impact on the growth in the deficit position. The forecast outturn position has improved against the predicted position of £1.048million reported in November 2019. This position is predominately linked to the Local Authority not requiring the need to spend the full allocation of the school intervention and commissioning funding, which is supplied for schools that fall into a category of need.

As in previous reports the main area of significant volatility remains within the Higher Needs block. Both the Higher Needs Block and the Early Years Block are demand led services and the report provides detail of the current level of demand within each block.

### Early Years Block

There continues to be a high take up of all early years offers.

	Torbay	South West	National
2 year old	73%	83%	72%
Universal 15 hours	99%	97%	94%
Extended 30 hours	98%	93%	90%

At this early stage officers are not making projected end figures as the census information will need to be gathered.

The Early Years ALFEY budget of £250k is forecast to be overspent by approximately £20,000 by the end of the financial year. The panel will be reviewing the application and will try to mitigate against any further increase in the deficit position, however the decisions connected to children plans until the end of the financial window, is likely to result in small changes.

### Higher Needs Overview

Torbay continues to have a greater number of children requiring additional support up to and including a special school place than the funds available in the higher needs block can meet. This demand pressure is in the great majority driven by schools requesting additional support and/or that children are assessed for an education health and care plan (EHCP).

The full analysis of Higher Needs Costs and placements is included in the Forum Papers for greater scrutiny and discussion.

The work of the Higher Needs Recovery Group continues to focus on a diagnostic approach to identifying high cost areas and potential mechanisms for change. The actions included in the recovery plan are being addressed, implemented and there is some evidence that this is starting to stem the budget deficit position.

In addition to the placement costs we continue to monitor the request for additional funds above the £6,000 allocated to schools. The following table indicates the position to date.

Education, Health & Care Plan Funding for 18/19 & 19/20			
	18/19	19/20	Increase / (Decrease)
Number of pupils with EHCP	395	444	49.00
Number of FTE's with EHCP	359	401	42.00
	£	£	£
Funding below £6k allocated through school formula elements	2,129,835	2,383,233	253,398
Funding above £6k allocated as a top-up per eligible pupil	1,507,657	1,929,955	422,298
EHCP Contingency	330,000	500,000	170,000
<b>In-Year adjustments</b>			
April	175,869	89,037	(86,832)
May	18,302	(2,510)	(20,812)
June	25,258	21,302	(3,956)
July	34,064	12,688	(21,376)
August	47,954	4,248	(43,706)
September	69,403	84,471	15,068
October	39,935	32,871	(7,064)
November	43,236	24,573	(18,663)
December	6,064	35,172	29,108
January	11,698	11,698	0
February	14,216	14,216	0
March	201	201	0
<b>Total - In-Year adjustments</b>	<b>486,200</b>	<b>327,967</b>	
<b>Projected (underspend) / overspend</b>	<b>156,200</b>	<b>(172,033)</b>	
<b>Notes</b>			
Based on Apr 19 to Dec 19 in-yr adjustments, and the same allocation for the remainder of the financial year as 18/19, it is anticipated the EHCP contingency will underspend by			<b>(172,033)</b>

This position is improved and it should be noted that the work to review packages and step down bespoke arrangements is having an impact. This remains a favourable position, however it has reduced by £10k since the forum meeting in November 2019.

The special school numbers continue to be reviewed and tracked. The following table demonstrates the position. The spend in this area has risen by £31K



## DSG Allocation 2020/2021

The following table demonstrates the breakdown of the DSG allocation for 2020/2021 compared to 2019/2020. The notes on the chart should be considered as not all information is currently available to the local area.

Comparison of initial DSG funding between 19/20 and 20/21 before academy recoupment				
	19/20	20/21	Increase /	
	DSG	DSG	(Decrease)	
	as at 17/12/18	as at 19/12/19		
	from ESFA	from ESFA		
Funding type	£	£	£	Note
Schools Block	77,986,361	83,029,274	5,042,913	1
Central Schools Block	1,309,864	1,214,090	(95,774)	
Early Years - 3 & 4 Yr Olds	4,704,370	4,414,588	(289,782)	2
Early Years - 3 & 4 Yr Olds (Increase to 30 hrs)	1,570,396	1,706,302	135,906	2
Early Years - 2 Yr Olds	1,167,010	1,158,275	(8,735)	2
Early Years Pupil Premium	91,887	85,921	(5,966)	2
Early Years - Disability Access Fund	44,280	43,665	(615)	2
High Needs Block	17,784,239	19,183,226	1,398,987	
<b>Total Initial DSG</b>	<b>104,658,407</b>	<b>110,835,341</b>	<b>6,176,934</b>	
<b>Note</b>				
1. The Schools Block allocation for 19/20 was based on 17,376 pupils and for 20/21 is based on 17,568 pupils.				
1. £1.1m of the growth in Schools Block relates to the increase in pupil numbers.				
1. Includes Pupil Growth funding of £643k.				
2. The Early Years allocations for 20/21 will be updated in-year by the ESFA once the Jan 20 & Jan 21 numbers are known.				

The Early Years sector have received communication regarding the new funding rates. These have been set at £5.00 per hour for 2 years olds (an increase of 5p) and £3.96 per hour for 3 and 4 year olds (an increase of 14p).

School allocation will be communicated on Thursday 6<sup>th</sup> February.

## Position

The projected outturn position of the Local Area continues to be of significant concern. The position remains volatile and continued actions need to be taken to try and mitigate spend. However it is important to note that the actions that have been put in place are starting to have an impact on the rate of spend, there has been significant progress made across the Local Area and it is important that we continue to capture this and share progress.

The cumulative position of the deficit at the end of the financial year is anticipated to be approximately **£3.625 million**.

## Recommendation and Decisions

It is requested that Schools Forum:

1. Note the financial position and continue to work with the Local Authority through the mechanism of the Higher Needs Recovery Group to enact the financial recovery plan.

**Rachael Williams**  
Assistant Director Education, Learning and Skills

## Introduction

This is a report based on unvalidated data for the Year 2017/18. The full data set for 2018/19 will not be released by DfE until Term 3 of 2019-20. The report does allow the analysis of patterns in the historical data up to and including the recent DfE release for 2017/18.

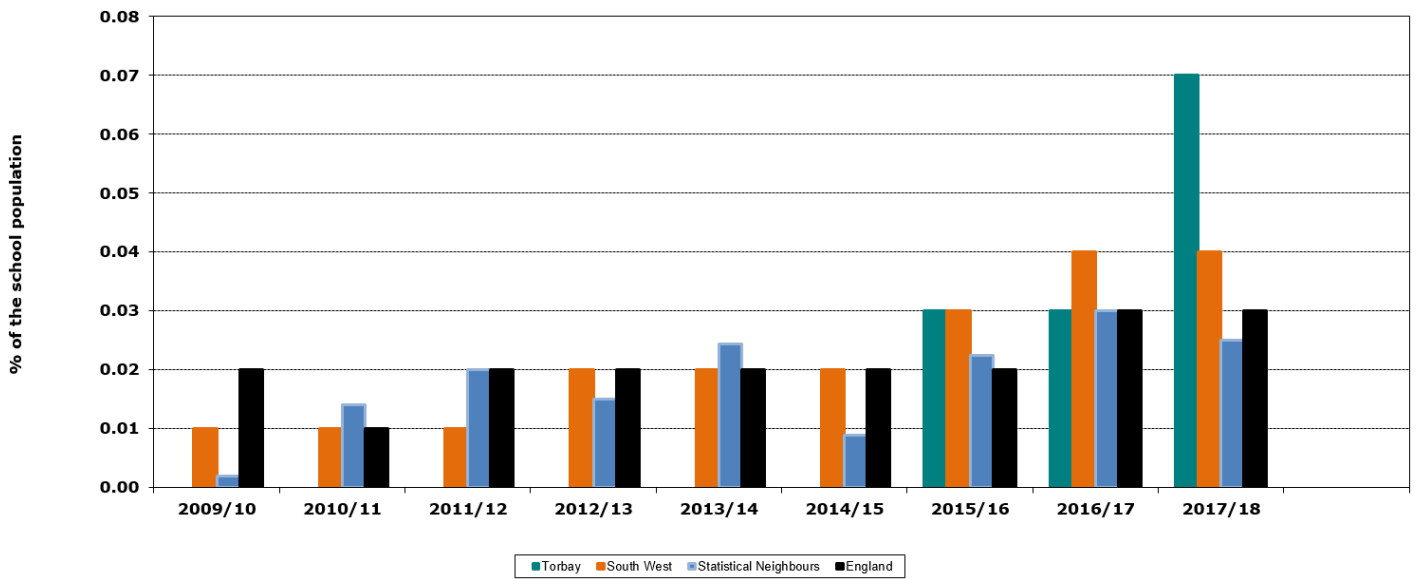
There is some doubt as to the accuracy of the return from some schools around fixed term exclusion. There is a requirement for this data to be collected termly. Some primary schools seem to have been unaware of this. To resolve this, business support staff have been approaching all schools individually.

## Historical Data, Compared to National and Statistical Neighbours Exclusion Rates 2017-18 from Census data

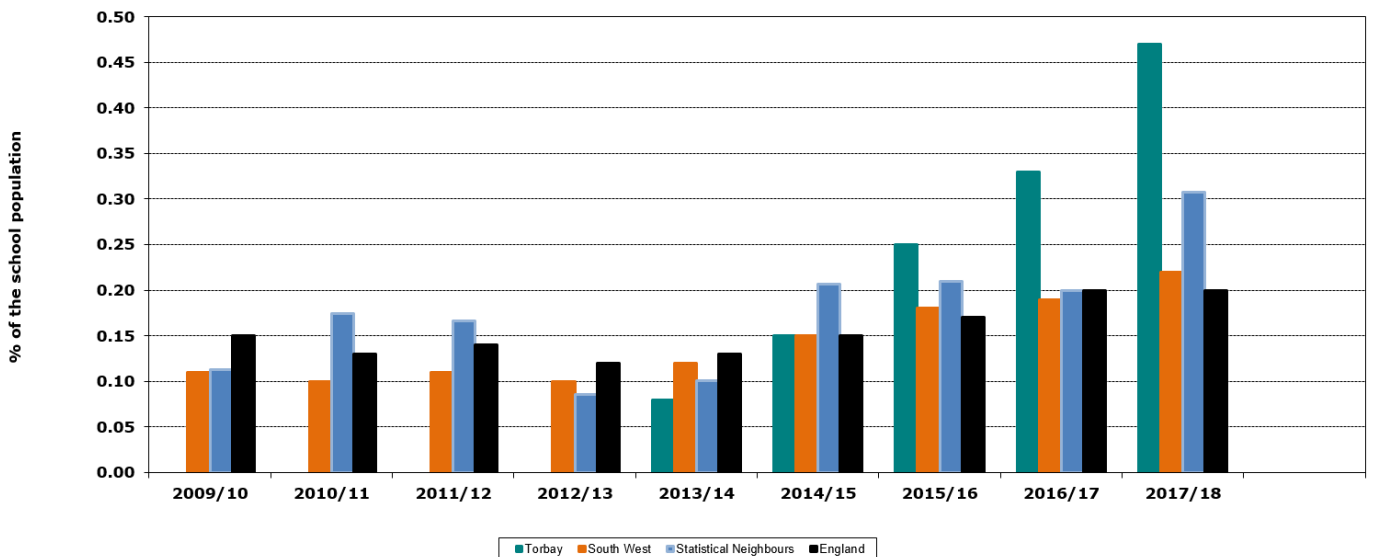
	Primary				Secondary			
	Permanent exclusion rate (1)	Fixed period exclusion rate (2)	One or more fixed period exclusion rate (3)	One or more as a proportion of all fixed period exclusion	Permanent exclusion rate (1)	Fixed period exclusion rate (2)	One or more fixed period exclusion rate (3)	One or more as a proportion of all fixed period exclusion
<b>ENGLAND</b>	<b>0.03</b>	<b>1.40</b>	<b>0.62</b>	<b>0.44</b>	<b>0.20</b>	<b>10.13</b>	<b>4.71</b>	<b>0.46</b>
<b>SOUTH WEST</b>	<b>0.04</b>	<b>1.77</b>	<b>0.74</b>	<b>0.42</b>	<b>0.22</b>	<b>11.19</b>	<b>4.91</b>	<b>0.44</b>
Devon	0.05	1.72	0.75	0.44	0.19	9.11	3.97	0.44
Redcar and Cleveland	0.00	0.91	0.36	0.40	0.72	50.51	11.40	0.23
Blackpool	0.00	2.08	1.06	0.51	0.64	19.41	8.61	0.44
Wigan	0.01	1.41	0.64	0.46	0.18	8.84	4.44	0.50
North East Lincolnshire	0.04	1.59	0.77	0.48	0.41	12.94	6.90	0.53
Rotherham	0.01	1.66	0.74	0.45	0.19	17.40	5.80	0.33
Telford and Wrekin	0.03	2.12	0.85	0.40	0.14	23.26	6.04	0.26
Norfolk	0.07	2.61	1.00	0.38	0.36	11.02	4.72	0.43
Southend-on-Sea	0.01	0.64	0.31	0.48	0.12	7.92	3.85	0.49
Isle of Wight	0.02	1.49	0.59	0.40	0.15	11.92	5.21	0.44
Plymouth	0.06	1.05	0.43	0.41	0.16	14.24	6.21	0.44
Stat Neighbour Average	0.03	1.56	0.68	0.43	0.31	17.75	6.32	0.36
Torbay	0.07	3.08	1.17	0.38	0.47	10.20	5.17	0.51

	Special				All		
	Permanent exclusion rate (1)	Fixed period exclusion rate (2)	One or more fixed period exclusion rate (3)	One or more as a proportion of all fixed period exclusion	Permanent exclusion rate (1)	Fixed period exclusion rate (2)	One or more fixed period exclusion rate (3)
<b>ENGLAND</b>	<b>0.07</b>	<b>12.34</b>	<b>4.90</b>	<b>0.40</b>	<b>0.10</b>	<b>5.08</b>	<b>2.33</b>
<b>SOUTH WEST</b>	<b>0.09</b>	<b>16.43</b>	<b>6.14</b>	<b>0.37</b>	<b>0.12</b>	<b>5.91</b>	<b>2.56</b>
Devon	0.09	11.27	4.98	0.44	0.11	4.79	2.09
Redcar and Cleveland	0.00	22.22	8.99	0.40	0.27	19.83	4.64
Blackpool	0.00	1.16	0.93	0.80	0.22	8.15	3.71
Wigan	0.00	6.41	3.99	0.62	0.08	4.35	2.16
North East Lincolnshire	0.00	6.16	3.81	0.62	0.17	5.71	3.00
Rotherham	0.14	0.58	0.58	1.00	0.09	8.11	2.82
Telford and Wrekin	0.00	1.04	0.87	0.83	0.07	10.39	2.88
Norfolk	0.00	0.94	0.65	0.69	0.19	5.94	2.48
Southend-on-Sea	0.00	20.71	7.50	0.36	0.05	4.24	2.01
Isle of Wight	0.00	6.65	4.75	0.71	0.08	6.05	2.65
Plymouth	0.16	20.65	9.16	0.44	0.10	7.04	3.05
Stat Neighbour Average	0.03	8.65	4.12	0.48	0.13	7.98	2.94
Torbay	0.19	40.71	11.26	0.28	0.25	7.15	3.16

**Primary Permanent Exclusions from school as a percentage of the school population**



**Secondary Permanent Exclusions from school as a % of the school population**

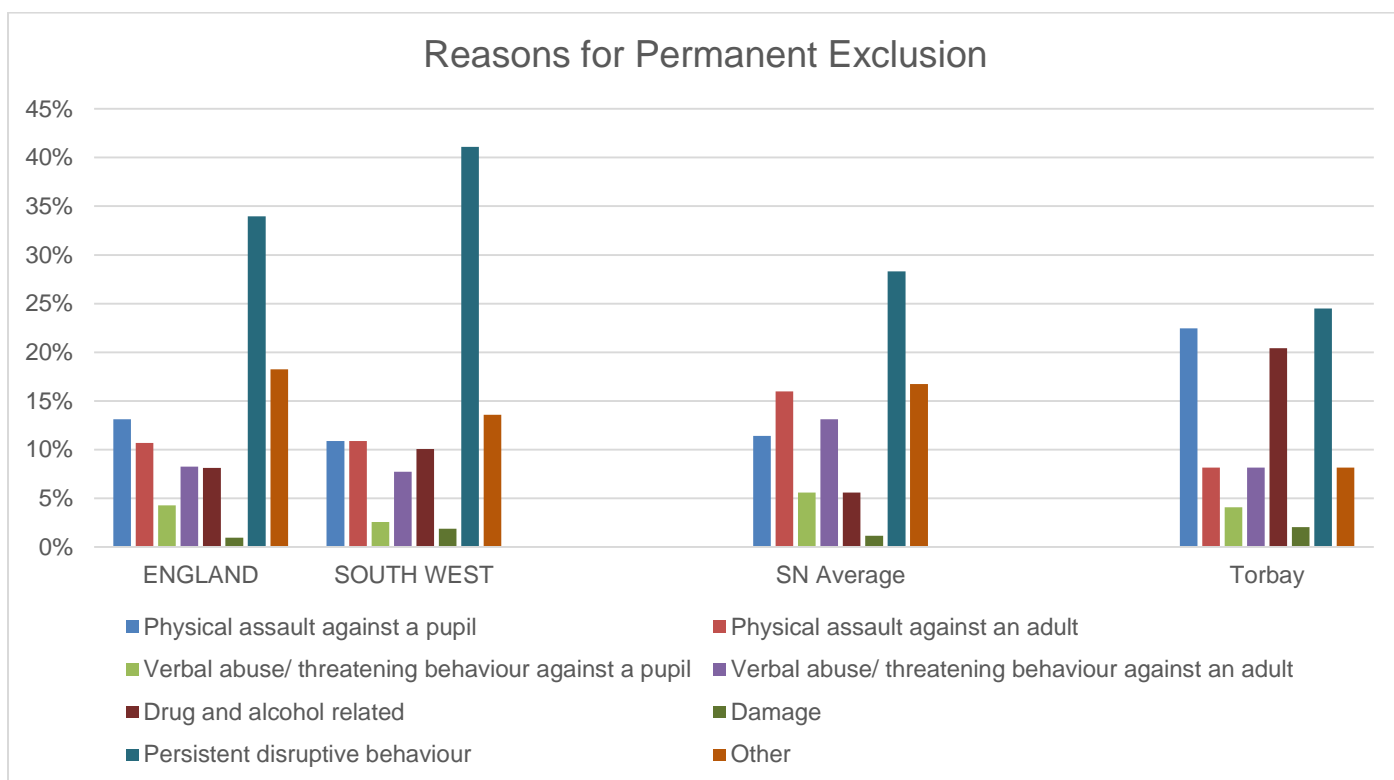


In both, Primary and Secondary phases, the rate of permanent exclusions has risen faster than for National, Regional or Statistical Neighbours.

This has taken Torbay from a position of being one of the lowest excluding areas to a significantly higher level of exclusion than would be anticipated.

This is against a background of zero exclusion from the Special Schools and Alternative Provision despite Torbay having significantly greater than usual provision in these areas.

## Reasons for Exclusion



At 22% the number of exclusions for peer on peer assault is of concern.

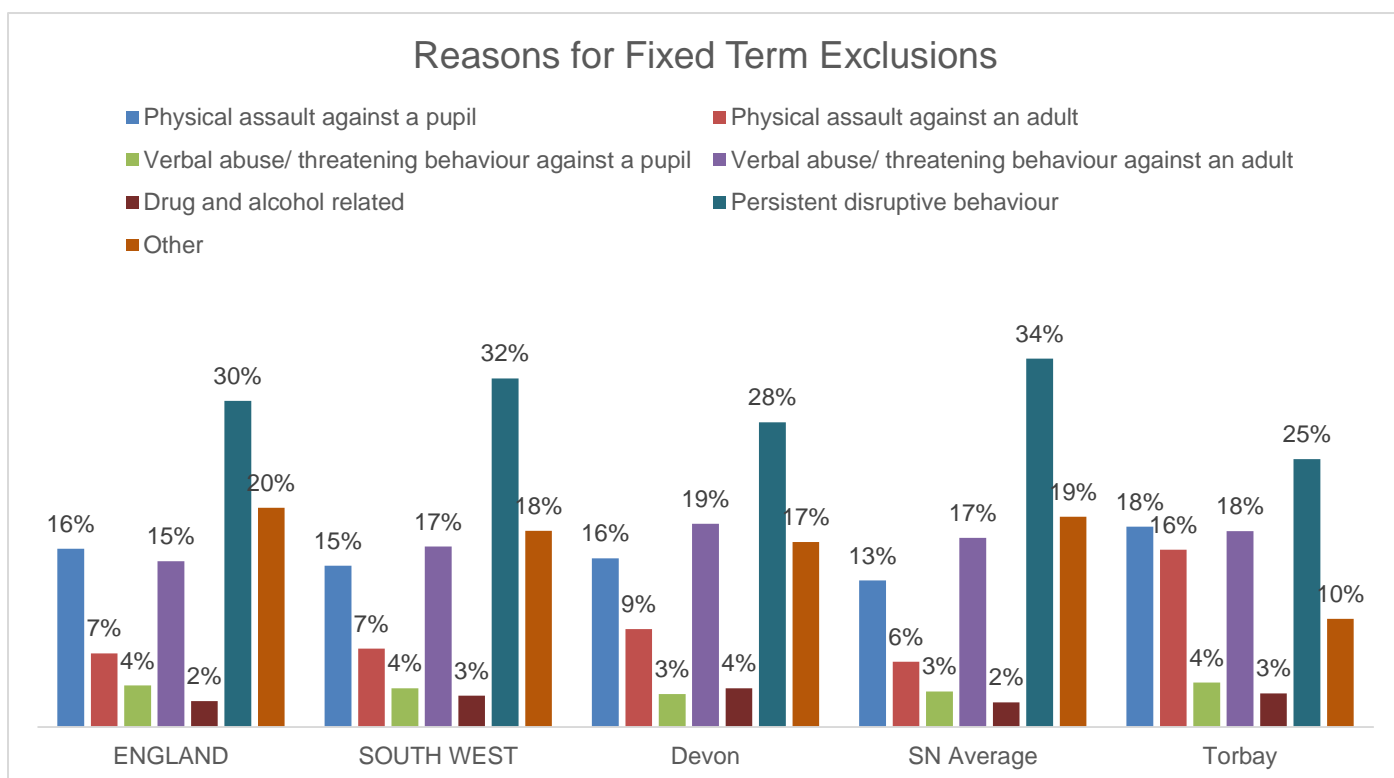
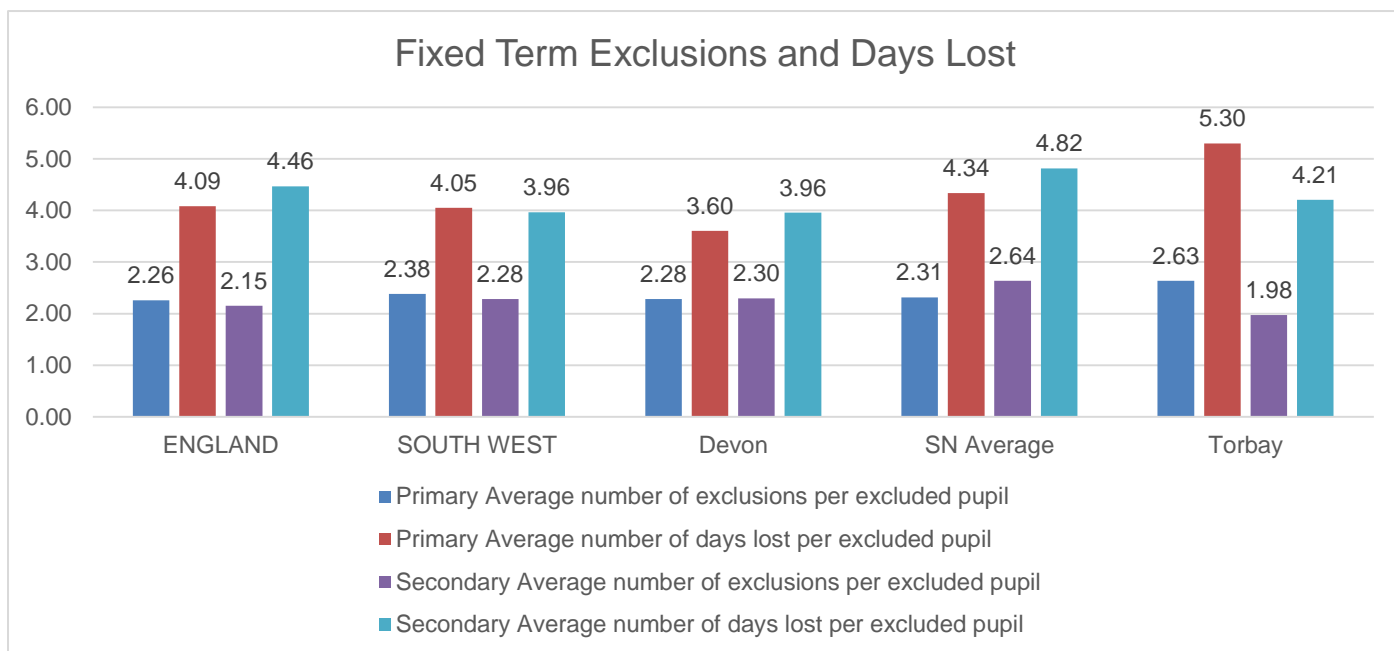
Equally 20% of exclusions being for Drug and Alcohol related events is unusually high compared to all areas and particularly stat neighbour levels of 6%.

Exclusions for assaults and verbal abuse of adults are significantly below those for the region and statistical neighbours.

The questions remain from last year;

1. If 22% of exclusions are for assaults on peers, why are there no exclusions for bullying?
2. What is the multi-agency response to violence between children and young people?
3. Are zero tolerance drug and alcohol exclusions the best response to this issue? ACPO /DfE guidance would suggest not

## Fixed term (FTE)



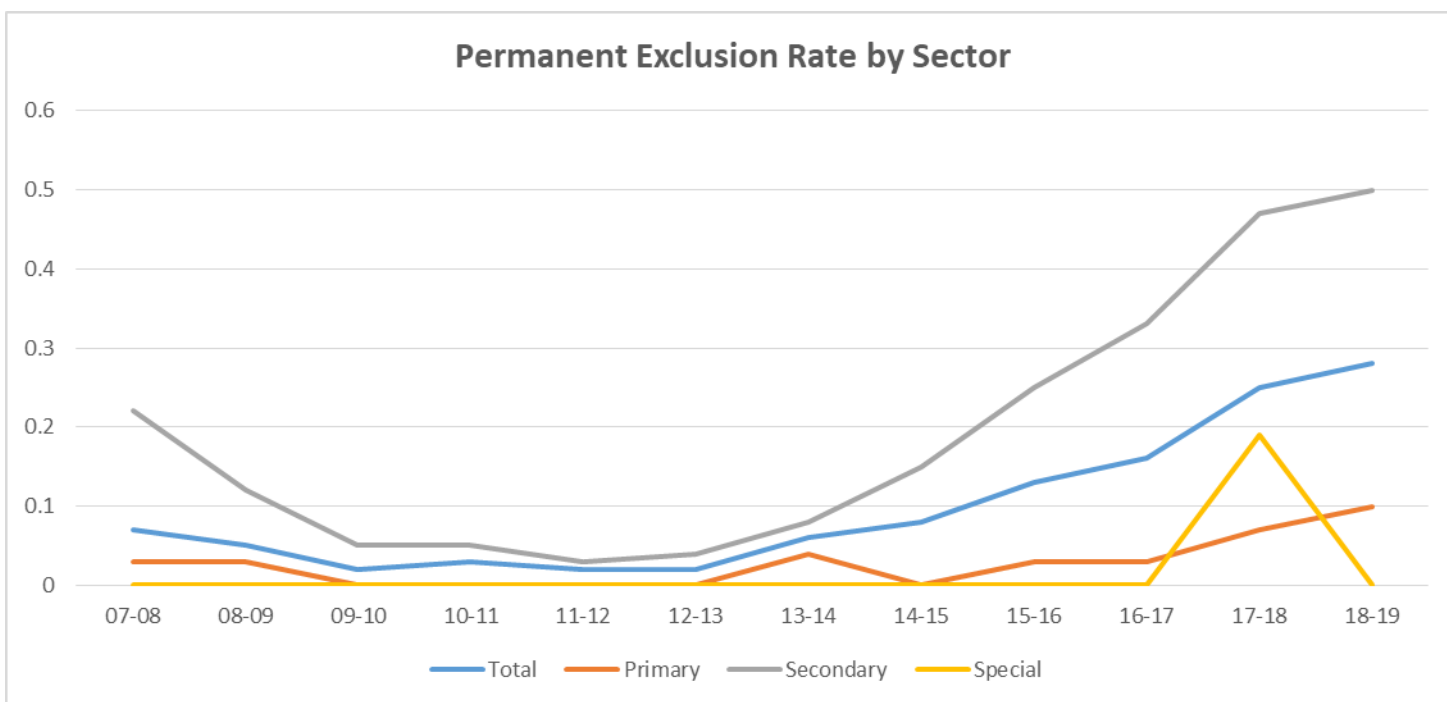
Fixed Term Exclusions for Persistent Disruptive behaviour are at 25% compared to a Stat Neighbour average of 34%.

Exclusions for Drug and Alcohol related events are at the SN average which does not seem to correlate with the spike in permanent exclusions for the same reasons.

Fixed term exclusions for physical assault on an adult are at almost 3 times the level of those for Stat Neighbours.



## 2018 – 2019 Permanent Exclusions



Year	07-08	08-09	09-10	10-11	11-12	12-13	13-14	14-15	15-16	16-17	17-18	18-19
<b>Total</b>	0.07	0.05	0.02	0.03	0.02	0.02	0.06	0.08	0.13	0.16	0.25	0.28
<b>Primary</b>	0.03	0.03	0	0	0	0	0.04	0	0.03	0.03	0.07	0.1
<b>Secondary</b>	0.22	0.12	0.05	0.05	0.03	0.04	0.08	0.15	0.25	0.33	0.47	0.5
<b>Special</b>	0	0	0	0	0	0	0	0	0	0	0.19	0

The rate of permanent exclusion across the period is of concern. Key headlines are:

1. Special schools continue to work across the sector to prevent exclusion by working closely with partner agencies and making reasonable adjustments to curriculum, timetable and EHCPs.
2. Secondary schools have made some, limited, progress in avoiding permanent exclusions. This has been undermined in sector wide figures by six exclusions of students educated in Devon and by the exceptionally high exclusion rate in one school.

	13/14	14/15	15/16	16/17	17/18	18/19
<b>Primary</b>	3	2	6	4	7	11
<b>Secondary</b>	10	14	23	27	43	44
<b>Special</b>	0	0	3	1	1	0
<b>Total</b>	13	16	32	32	51	55

The number of permanent exclusions across the secondary sector has risen.

Significant factors in this have been:

- An increase in Devon school exclusions for children resident in Torbay.
- 3 exclusions from SDHS compared to zero last year.
- A continuing high exclusion rate from one school.

	Aut1	Aut2	Spr1	Spr2	Sum1	Sum2	Total
Brixham	1	1	1	1	1	1	6
CFGS					1		1
Coombeshead					1		1
Dawlish	1			1			2
KEVICC			1	1		1	3
PCSA	1	1				1	3
SDHS	2	1					3
Spires		2	1	1		2	6
StCM	1	3	3	3		1	11
TA	1		4			3	8
<b>Total</b>	<b>7</b>	<b>8</b>	<b>10</b>	<b>7</b>	<b>3</b>	<b>9</b>	<b>44</b>

Assault on a Peer	Assault on Staff	Bullying	Carrying a Weapon	Drugs and Alcohol	Other (Vandalism)	Other (Refusal to Follow Instruction)	Persistent Disruption	Verbal Abuse of Staff	Total
9	6	1	2	10	1	1	13	1	44

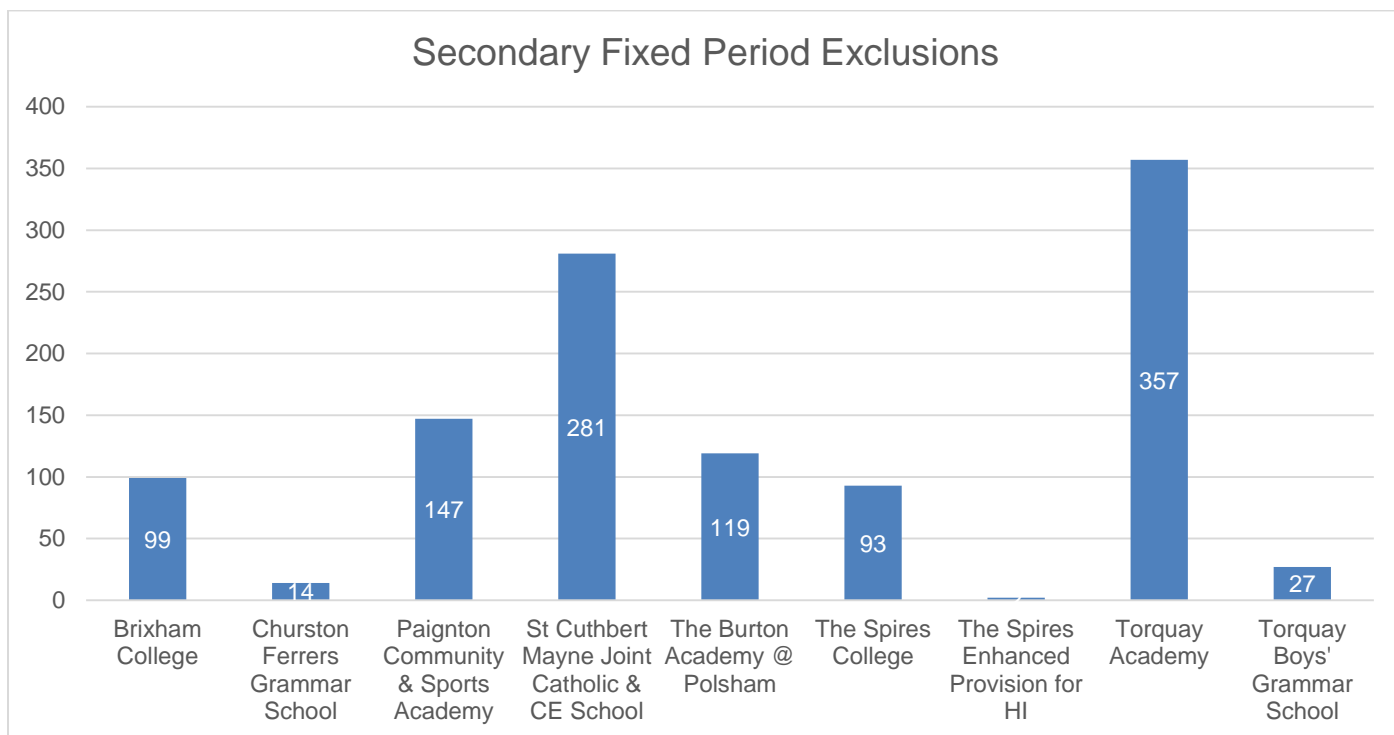
	Aut2	Spr1	Spr2	Sum1	Sum2	Total
Cockington	1					1
Curledge St		1				1
Ellacombe			1	1		2
Hayes					1	1
Homelands	1					1
Kings Ash		1	1	1		3
OLOTA	1					1
St M-Clitherow				1		1
<b>Total</b>	<b>3</b>	<b>2</b>	<b>2</b>	<b>3</b>	<b>1</b>	<b>11</b>

Primary schools excluded 9 times for persistent disruption and twice for assaulting staff.

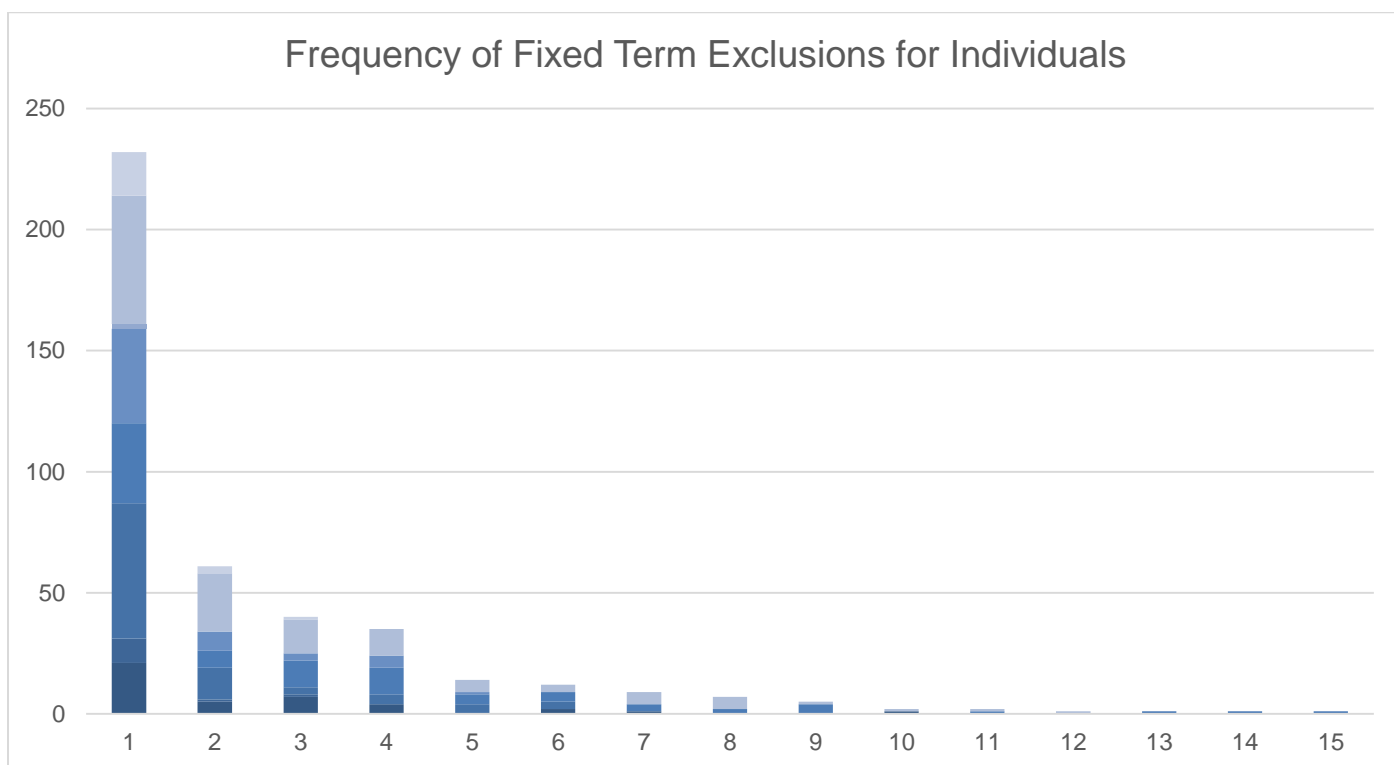
It should be noted that the majority of primary schools do not use permanent exclusion and, of those that do, only 2 have used it repeatedly.

The majority of exclusions in the primary phase were students on school support. Several of these have gone on to be assessed for an EHCP.

## Fixed Term Exclusions 2018/19

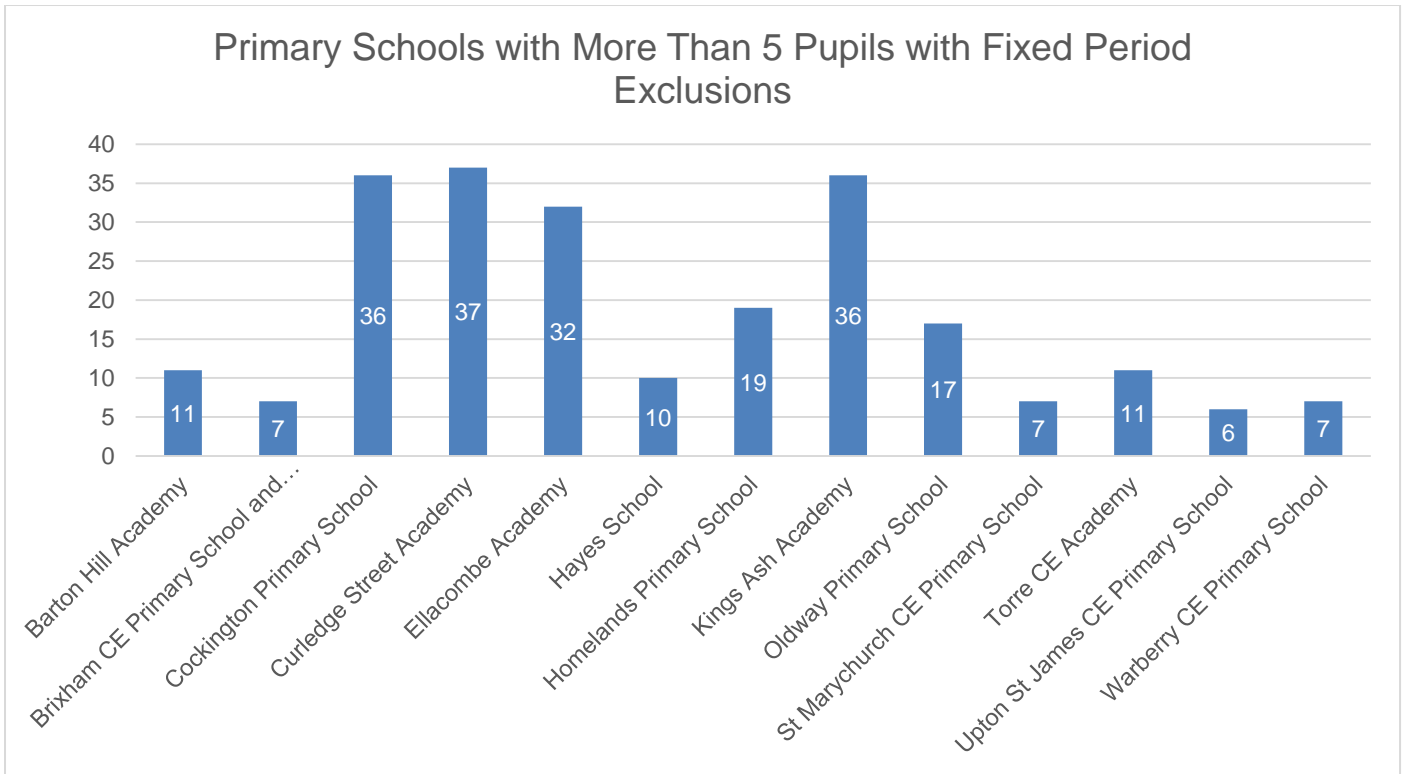


The total number of days lost through fixed term exclusion in the secondary phase was 1757. Two secondary schools individually used fixed term exclusion more frequently than the entire primary sector.

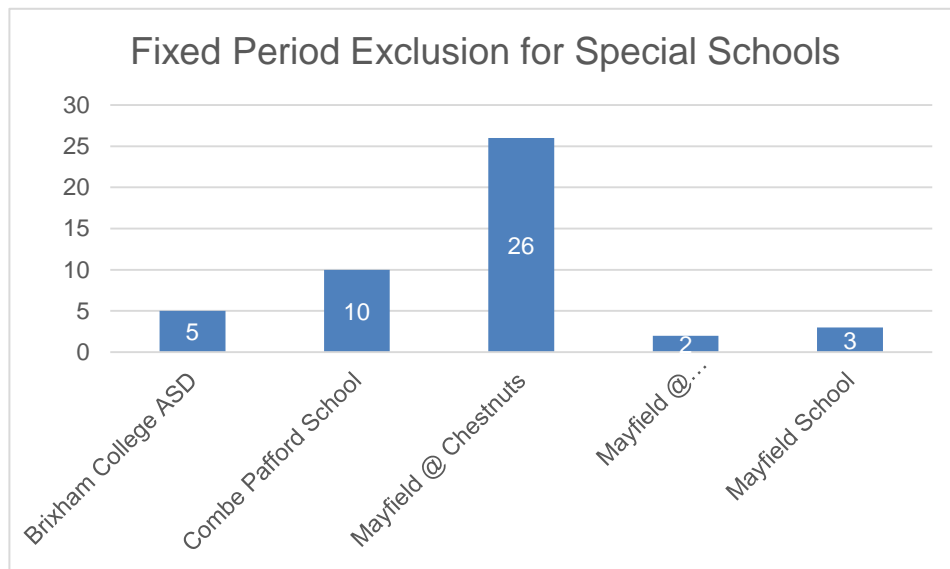


For most individuals a single episode of fixed term exclusion seems to be effective and not repeated. It seems to rapidly become less effective as a response beyond 4 occasions but has been used for some individuals on 15 separate occasions.

### Primary Schools with More Than 5 Pupils with Fixed Period Exclusions



The total number of days lost through fixed period exclusion in the primary phase was 256.



The total number of days lost through fixed period exclusion in the special schools was 46.

**Term One 2019/20**

**Fixed Term Exclusions**

Base	W	X	Z	Grand Total
All Saints Babbacombe CE Primary School			1	1
Brixham CE Primary School and Nursery	4		1	5
Collaton St Mary CE Primary School	3	2		5
Ellacombe Academy	7	4		11
Hayes School		2	2	4
Homelands Primary School			5	5
Kings Ash Academy	7		6	13
Oldway Primary School	2			2
Priory Roman Catholic Primary School	1			1
Roselands Primary School	1			1
St Margaret Clitherow Catholic Primary School	3			3
St Margaret's Academy			1	1
Torre CE Academy			2	2
Upton St James CE Primary School	5		5	10
Warberry CE Primary School	1		3	4
Watcombe Primary School	2		1	3
<b>Grand Total</b>	<b>36</b>	<b>8</b>	<b>27</b>	<b>71</b>

These figures are presented without commentary as they are not for a full year.

It should be noted that they represent a significant reduction in the levels of FTE year on year.

Base	E	K	N	Grand Total
Brixham College	3	4	11	18
Paignton Community & Sports Academy	4	11	26	41
St Cuthbert Mayne Joint Catholic & CE School	12	32	63	107
The Spires College	13	8	26	47
Torquay Academy	5	30	38	73
Torquay Boys' Grammar School			7	7
<b>Grand Total</b>	<b>37</b>	<b>85</b>	<b>171</b>	<b>293</b>

## Permanent Exclusions

	Assault on an Adult	Persistent Disruption	Grand Total		Assault on a Peer	Assault on an Adult	Drugs and Alcohol	Persistent Disruption	Threatening a Peer	Grand Total
Cockington	1		1	Brixham			1			1
Ellacombe		1	1	Brunel		2				2
St Margarets		1	1	PCSA				1		1
Grand Total	1	2	3	Spires					1	1
				StCM	1		1	2		4
				TA	1		1			2
				Grand Total	2	2	3	3	1	11

## Actions to Date

1. LA Officers have worked with Police to share guidance around responses to Drug and Alcohol events.
2. LA Officers have used the October census to identify the number of places under the 3% for reintegration.

## Recommended Actions

1. The contents of this report are noted and shared through Schools Forum, TASH and TAPS.
2. LA Officers work with TASH and TAPS to recognise schools with low levels of exclusion.
3. The work of the peer groups focusses on the actions schools take when reintegrating a pupil from FTE.
4. Recognise a concern that, given the already high level of exclusion, recent announcements regarding central government support for excluding schools have the capacity to generate further demand in an already pressured system.
5. Officers work through the Early help Review for CYP subject to repeated fixed term or permanent exclusion to ensure that there is an Early Help/IYSS or YOT offer.

**Dan Hamer**  
**Head of Vulnerable Pupils**